



EASILY UP TO
\$500
PER MONTH


Choose Your Scanner CHOOSE YOUR REBATE



Medit i500



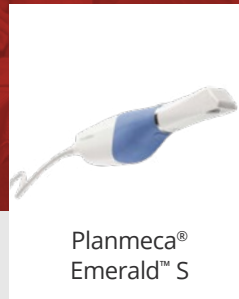
Carestream™
CS 3700



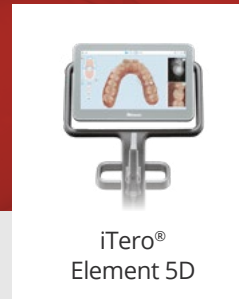
3Shape
TRIOS® 4



CEREC®
Primescan



Planmeca®
Emerald™ S



iTero®
Element 5D

Expertise, Rebates, & Incentives from Your Dedicated Dental Lab

R-Dent Dental Laboratory wants to help you digitize your workflow. By incorporating a scanner into your practice, you can reduce the need for traditional impressions, which will increase patient satisfaction and decrease chair time!

SAVE EVERY MONTH WITH R-DENT

Total Monthly Sales \$2,500 – \$4,999	\$250 Discount
Total Monthly Sales Exceeding \$5,000	\$500 Discount



R-Dent accepts scans for all fixed restorations, implants, partials, nightguards, and custom trays while using 3D model printing technology for our digital impression doctors.

One less worry in the digital process!

Getting Started with R-Dent's Scanner Rebate

How The Program Works

1. Discount will be applied to the next month's statement after qualifying month is met
2. Digital Impression discounts apply to R-Dent prices only and can't be used in conjunction with any other discounts
3. This incentive offer runs for a 3 year (36 months) period, starting on the first month the doctor is added to the program
4. Scanner must be used for all manufacturer approved cases
5. Account must be paid in full by Net 15 days from statement date

NOTE: ONLY ONE DISCOUNT INCENTIVE PER SCANNING DEVICE – ONE PRACTITIONER MUST SOLELY MEET THE QUALIFYING SALES AMOUNTS

How To Send Your Digital Impression Files

CEREC®

- Create or Login to your CEREC® Connect account
- Select "MY CEREC® CONNECT"
- Search for R-Dent as the Company Name.
Check the box for R-Dent and select ADD to complete registration.
- Whenever submitting your case via CEREC®, select R-Dent from your list.

iTero®

Option 1

- Select "Find a Laboratory" on your iTero Scanner or use lab locator at www.itero.com
- Connect with R-Dent using our Company ID 5191
- After connecting to us as a Lab, select R-Dent on your scanner when sending files

Option 2

- Call 800-577-8767
- Select Option 2
- Request that R-Dent is added to your scanner using our phone number: 901-372-8020
- After R-Dent has been added, restart your scanner
- After connecting to us as a lab, select R-Dent on your scanner when sending files

3Shape TRIOS®

- Visit us.3shapecommunicate.com.
- Search cadcam@rdentlab.com to find our lab and connect.
- Select R-Dent whenever sending files.

Planmeca® Emerald™

- Select Find a lab option on your scanner
- Search for either R-Dent or cadcam@rdentlab.com
- Add R-Dent Dental Laboratory
- Select R-Dent Dental Laboratory when submitting scans

Carestream™

Option 1

- Email R-Dent at cadcam@rdentlab.com

Option 2

- Select Carestream Connect on your scanner and search for R-Dent Dental Laboratory or cadcam@rdentlab.com.
- Select R-Dent Dental Laboratory when submitting raw .STL files.

Medit i500

Option 1

- Visit www.meditlink.com/register and select "don't have an account? Sign up."
- Select the "Administrator" option under the category that best fits your business.
- Provide your information and check your email for a verification link.
- This email will also contain instruction to download the software.
- Select "Add New Partner" and search for R-Dent Dental Laboratory to start sending cases to our lab.

Option 2

- Export .STL, .PLY, or .OBJ files from scanner.
- Upload files through R-Dent's file uploader, which can be found at rdentlab.com/send-a-case/upload-files/.



GET STARTED

Visit rdentlab.com/send-digital
or give us a call at 877-RDENT4U.