




Company	3M™ ESPE	3Shape	Carestream™ Dental
Product	3M™ True Definition Scanner 	3Shape TRIOS® 	CS 3600 Intraoral Scanner 
Scanner File Output	STL	DCM and STL	DCM and STL
Scanner Type	3D Video	LED Pattern Projection	Parallel Confocal
Scanner Accuracy (in microns)	• 3M doesn't provide accuracy level in microns. • Proven to be more consistently accurate than other leading intraoral scanners.	6.9	<9
Infection Control	Soak wand 3 minutes in Cavicide. Other cleaning options also available and detailed in the instructions for use.	Autoclavable/cold sterile.	Autoclavable/cold sterile.
Tooth Surface Spray Required?	Yes	No	No
Per Scan Click Fee?	No	No	No
Subscription (data package and/or software updates)	\$199/month for standard data plan (C&B). \$329/month for advanced data plan (Invisalign and implant) Data plans begin in year 1	\$2150 or \$3690/yr depending on distributor and original package purchased, starting in yr 2	No subscription fees (software updates included in initial purchase)
Lapsed Time (min) until digital model file is available	10; Varies depending on office's internet connection.	0 to 10; Varies depending on office's internet connection	0 to 10; Varies depending on office's internet connection
Hardware Warranty?	\$1,500/yr starting year 2 (optional)	\$2500/yr starting year 2 (optional)	CS 3500 is \$1,750/yr and CS 3600 is \$2,200/yr starting year 2 (optional)
In-House Training	1 Day	1 to 1.5 days	1 day
Suggested Retail Price	\$16,995	\$19,000-\$49,000	\$22,500; CS 3600 \$39,999
Distributors	Authorized Distributors: Henry Schein, Benco, Burkhart, Jensen Dental, Nashville, Atlanta Dental, Midwest, Pearson, Tri-State Dental Supplies & Equipment, Newark, Goetze	Henry Schein(CAP), Biolase, and Great Lakes Ortho	Direct & Benco
Ortho applications currently?	Incognito Appliance System; Unitek Digital Models; Invisalign Clear Aligners; SureSmile; Clear Correct	SureSmile, Clear Correct, and Invisalign	SureSmile and Clear Correct
Partial applications currently?	Yes	Yes	Yes
Other unique features	Unlimited cloud storage. Complimentary software upgrades with data plan. Direct integration with Dentrix powered by DDX O/S. Portable unit now available with the 3M Mobile True Definition Scanner.	Real Color Scans, HD Photo, Scans Hard Palate, 3 second live bite, shade matching, Direct integration with Dentrix powered by DDX O/S.	Scans in Color & Can operate from Surface Pro Tablet; Can integrate with any computer in the office that has minimum specs. Direct integration to DPMS, means their scans can be reviewed or sent from ANY COMPUTER in the office.
Compatible with implant scan bodies for custom abutments?	Yes, trusted connections with: Bellatek Encode Impression System and Strauman CARES Prosthetic Solutions.	Yes, 3i Encode and all others	Yes, 3i Encode and all others
Daxton's Comments	Requires "light dusting" of spray. Smallest wand. Lowest cost of entry. Very fast scan speed. One of the most portable options along with CS3500/3600.	Fastest selling scan-only option today. Most feature rich. Only scanner that can take shade, and connection with 3Shape lab offers unique communication ability.	Lowest annual fee option. One of the most portable options along with True Definition. Able to be used with Surface Pro tablet.



DIGITAL IMPRESSIONING COMPARISON GUIDE

R-Dent wants you to go digital with the confidence that you made the best purchase to your needs.




Contact Daxton at daxton@rdentlab.com if you have any questions about what scanning system fits your practice best.

*Have questions?
Call us at **877.RDENT-4U.***



Discounts for All Scanner Platforms

**Up to \$500 Monthly
Call us at 877-733-6848**

Company	E4D Technologies	Align Technology	Dentsply Sirona CEREC®
Product	Planmeca® PlanScan 	iTero® 	CEREC® OmniCam 
Scanner File Output	STL	STL	DXD, RST, 3D PDF, STL (via lab software)
Scanner Type	Laser; Blue Light; Streaming	Parallel Confocal; Laser	Streaming Capture
Scanner Accuracy (in microns)	<5	<9	Dentsply Sirona does not supply accuracy in microns
Infection Control	Autoclavable/cold sterile	Disposable Lense Cap	High Level Disinfection & Dry Heat Sterilization
Tooth Surface Spray Required?	No	No	No
Per Scan Click Fee?	No	No	No
Subscription (data package and/or software updates)	No subscription fees	Starting in yr 2, \$360/month (\$4,320 annually) all inclusive monthly subscription	No subscription fees.
Lapsed Time (min) until digital model file is available	0 to 10; Varies depending on office's internet connection	15 to 30 mins. Varies depending on office's internet connection	0 to 5; Varies Depending on Office's internet connection
Hardware Warranty?	Continued care included with \$1,620 data fees, software updates, remote/live support, and 25% discount on parts. Full coverage available for \$2,500 per year (2 additional years)	Included with subscription	1 year Included with purchase. Optional \$199/month extends warranty up to 7 yrs coverage for hardware warranty and design software updates.
In-House Training	Online pre-training. 1 day in-office training with integration specialist, ongoing live remote support. (in-house training up to 3 days)	No in-office training. 6-8 hours of virtual classroom style training. In-office training can be purchased.	Training included with intial purchase price. No obligation - additional training is offered
Suggested Retail Price	\$24,995	\$29,999	\$29,995
Distributors	Henry Schein	Direct	Patterson Dental and Henry Schein
Ortho applications currently?	Full Arch Scanning Model (ver. 5.8 +); Clear Correct, SureSmile Aligners	Invisalign, OrthoCAD; SureSmile	Yes-MTM Clear Aligners, Clear Correct, and Invisalign
Partial applications currently?	Full Arch Scanning mode (ver. 5.8 +)	Yes	Yes
Other unique features	Color scanning, smaller tips. Portable/laptop, Open source, Direct integration with Dentrix powered by DDX O/S.	CDT inspects impression file and marks margins before manufacturing lab receives them.	Full-color scanning, small camera tip, restorative and ortho scanning solutions, direct integration into Dolphin Imaging. 3 machine configurations for maximum flexibility and portability.
Compatible with implant scan bodies for custom abutments?	Yes, 3i Encode and all others	Yes, 3i Encode and all others	Yes-most major implant companies utilizing Dentsply Sirona TiBase/ScanPost and Atlantis workflows (2017)
Daxton's Comments	Open files can be sent via DDX, Romexis Cloud, any ftp site or HIPAA compliant site, or Plug and Play technology. Very portable. Can be customized for central patient database/server.	Very popular and proven system. Great value in "second set of eyes" inspecting and marking your margins before the manufacturing lab starts working with your scan file.	Lowest annual fees (\$0) for scanning and Sirona Connect portal access. Free in-lab SW and STL export for non- Sirona Connect lab with a doctor who buys a CEREC Omnicam DI device.

How to Send a Digital Impression Protocols

Cerrec®

- Create or Login to your CEREC Connect account
- Select "MY CEREC CONNECT"
- Type "R-Dent" in the box for Company Name
- Click FIND
- Check the box to the bottom left for "R-Dent"
- Click ADD to complete the registration
- When sending cases, select R-Dent Dental Laboratory from your list

iTero®

Option 1

- Select "Find a Laboratory" on your iTero Scanner or use lab locator at www.itero.com
- Connect with R-Dent using our Company ID 5191
- After connecting to us as a Lab, select R-Dent on your scanner when sending files

Option 2

- Call 800-577-8767
- Select Option 2
- Request that R-Dent is added to your scanner using our phone number: 901-372-8020
- After R-Dent has been added, restart your scanner
- After connecting to us as a lab, select R-Dent on your scanner when sending files

3Shape Trios®

- Go to us.3shapecommunicate.com in a web browser
- Connect with R-Dent as Lab by searching cadcam@rdentlab.com
- After connecting to us as a Lab, select R-Dent when sending files

3M™ True Definition Scanner

- Call 3M™ support at 800-634-2249 select Option 3
- Select Option 1 and request support R-Dent be added to your scanner
- 3M™ will then confirm with R-Dent and add connection remotely

E4D- Planmeca® Planscan

- Select Find a lab option on your scanner
- Search for either R-Dent or cadcam@rdentlab.com
- Add R-Dent Dental Laboratory
- Select R-Dent Dental Laboratory when submitting scans

Carestream™

Option 1

- Email R-Dent at cadcam@rdentlab.com

Option 2

- Visit Carestream Connect on your scanner
- Search for R-Dent Dental Laboratory
- Add R-Dent Dental Laboratory
- Select R-Dent Dental Laboratory when submitting scans raw .STL files
- Email us R-Dent Dental Laboratory cadcam@rdentlab.com

QUESTIONS? Contact our CAD/CAM department:

Phone: 901.341.0239

Email: cadcam@rdentlab.com